



Application for extension of practical training

Elawyer System

15/01/2023



1 Contents

2	Service access.....	3
3	Application for extension of practical training	4

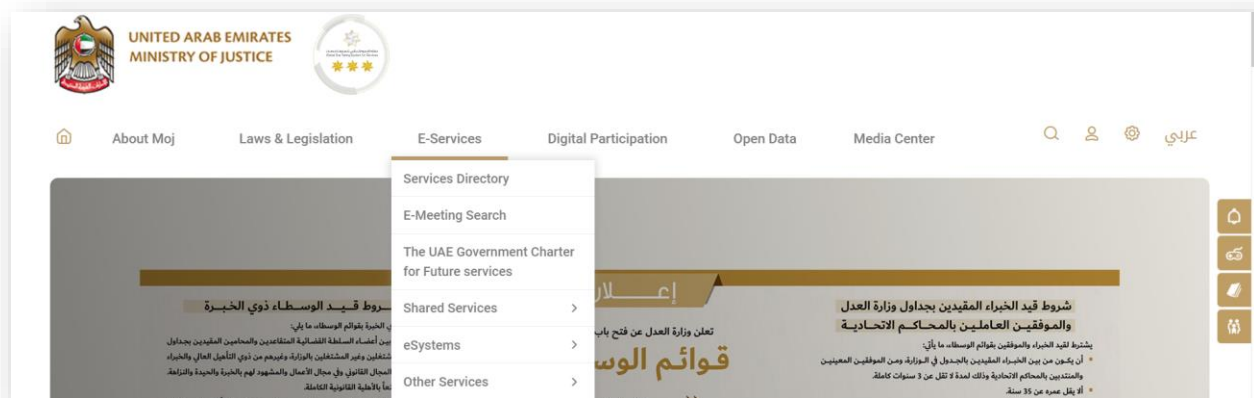


2 Service access

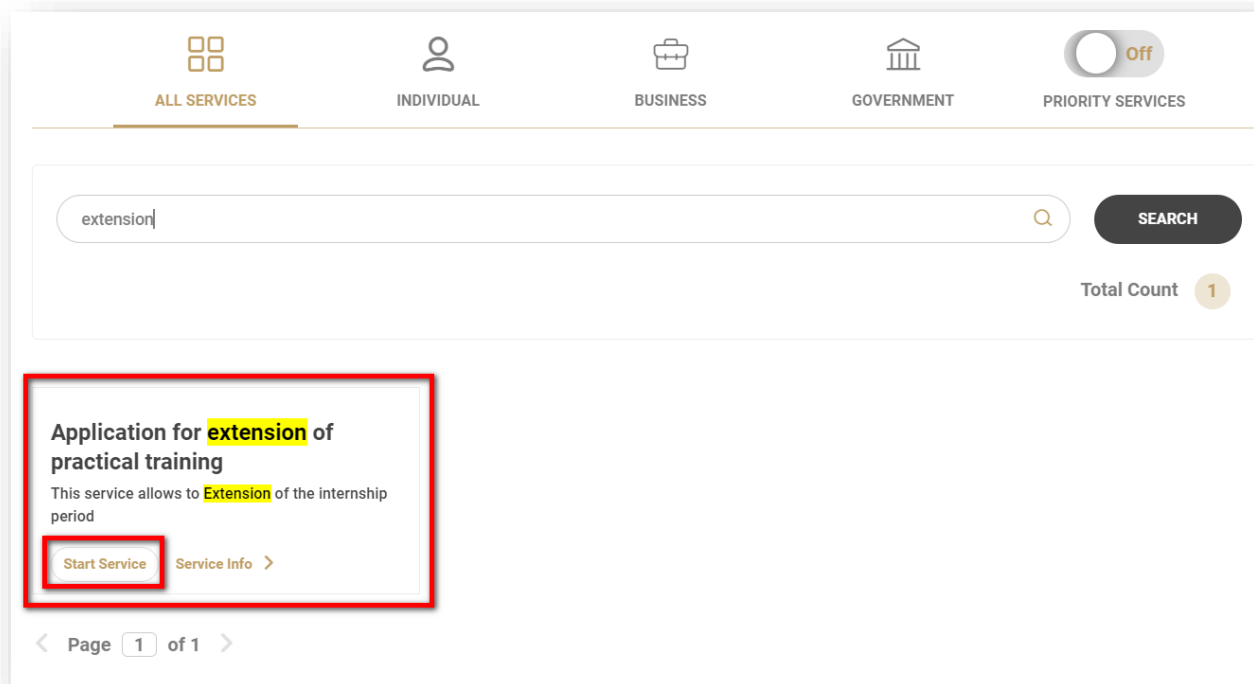
First, you should go to ministry of Justice with site through the following link:

<https://www.moj.gov.ae/en/home.aspx>

We choose e-services, then services directory, then search for the service.



To apply for the service, click on start service, also, you can click on service info.





Then you will be directed to the Unified gate to login. You can enter your email and password in the unified gate or you can login by UAE PASS.

3 Application for extension of practical training

First, add the extending start date and extending end date.

Then add your notes, and it is optional field.




Then upload the required documents and accept terms and conditions.

Attachments

ADD +

(file size: not more than 5MB. file type: PDF, PNG, JPG)

* : the field is required

Document Name	Select/Upload	Template	Actions
* No objection from the supervisor of the extension training	Choose File		
* Request from the trainee lawyer to extend the training with a statement of reasons	Choose File		
* A copy of the trainee's ID	Choose File		
* Training card (original and photocopy).	Choose File		
 Disclosure of the number of sessions that have been completed so far	Choose File		

Then click on submit.

☐ accept terms and conditions

SUBMIT

After submitting your application, it will be reviewed by employee, it will be moved to the office approval stage, or it will be returned for completion.

You will receive email and SMS notification about your application status.